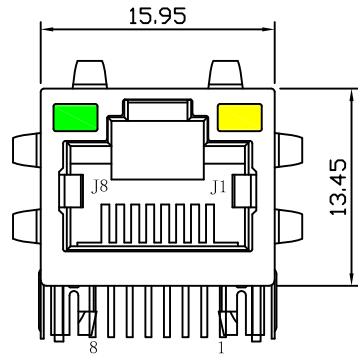
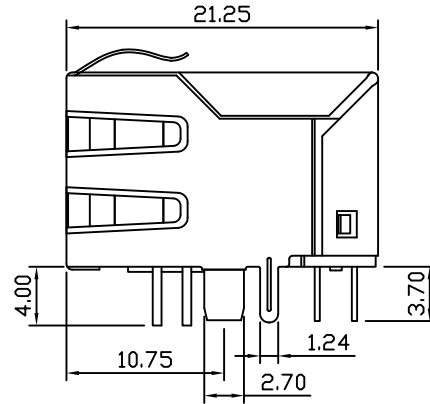


# Mechanical:

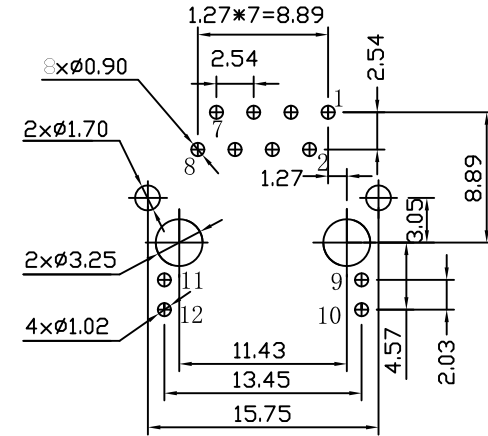
REV.	ECN NO.	DESCRIPTION	DATE	APPD
A	REL		2015-03-27	



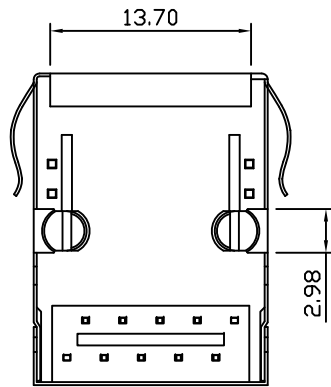
Front Side View



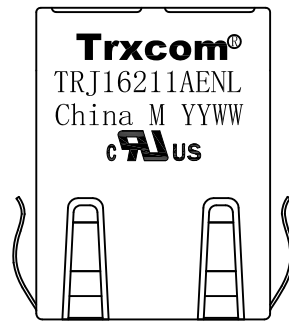
Left Side View



Suggested PCB Layout (Top View)



Bottom Side View



Top Side View

## NOTES:

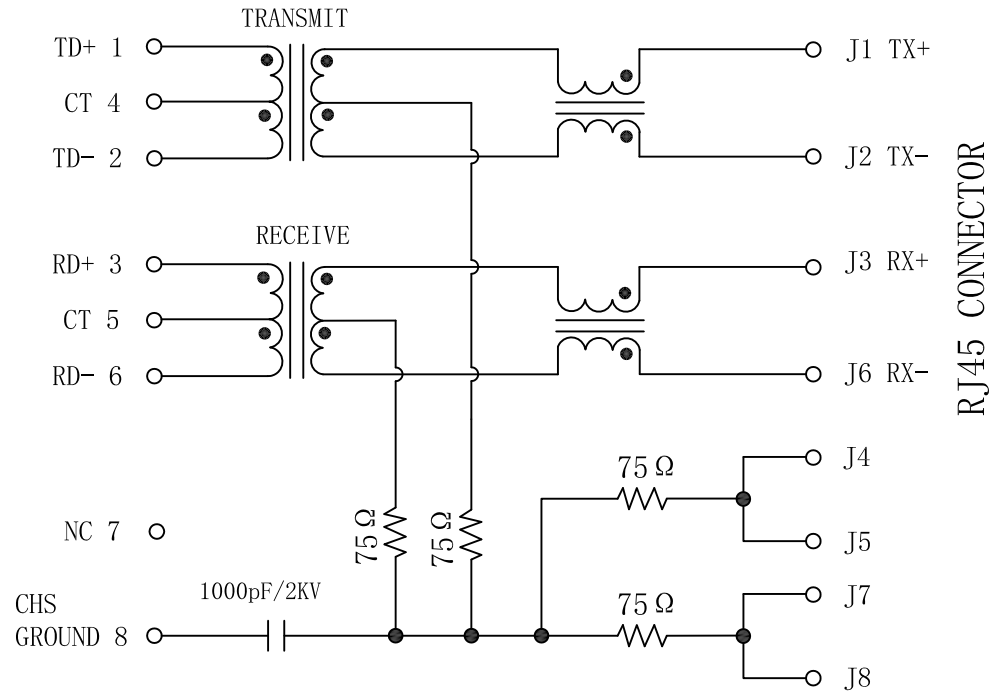
1. Designed to support application, such as SOHO (ADSL modems), LAN-on-Motherboard (LOM), hub and Switches.
2. Meets IEEE 802.3 specification
3. Connector Materials:  
 Housing: Thermoplastic PBT+30%G.F UL94V-0  
 Contact: Phosphor Bronze C5210R-EH Thickness=0.35mm  
 Pins: Brass C2680R-H Thickness=0.35mm  
 Shield: SUS 201-1/2H Thickness=0.2mm  
 Contact plating: Gold 6 micro-inches min. In contact area.
4. Wave solder tip temperature: 265°C Max, 5 Sec Max.
5. UL Certification: File Number E321120

X:X	±0.25	APPD:	<b>Trxcom</b> Huizhou Trxcom Electronics Co., Ltd.	
X:XX	±0.20	CHKD:		
X:XXX	±0.05	DR: SEA	TITLE: RJ45 Connector with 10/100 Base-T Integrated Magnetics	
ANGLES	±1°	UNIT: mm	PART NO.: TRJ16211AENL	
	SCALE: 2/1	SHEET: 1/4	REV: A	DWG NO.: TRC15032261

# Schematic:

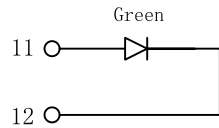
REV.	ECN NO.	DESCRIPTION	DATE	APPD
A	REL		2015-03-27	

PC BOARD CONNECTIONS

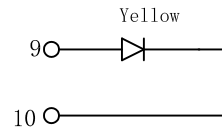


## ELECTRICAL SPECIFICATIONS @25°C

- Turn Ratio ( $\pm 3\%$ ):  
TX=1CT:1CT      RX=1CT:1CT
- Inductance OCL:  
350uH MIN @ 100KHz 0.1V 8mA DC Bias
- DCR:  
1.2Ω MAX
- Insertion Loss:  
-1.0dB MAX @ 1-100MHz
- Return Loss:  
-18dB MIN @ 1-30MHz  
-15dB MIN @ 30-60MHz  
-12dB MIN @ 60-100MHz
- Cross talk:  
-40dB MIN @ 1-30MHz  
-35dB MIN @ 30-60MHz  
-30dB MIN @ 60-100MHz
- Common Mode Rejection:  
-30dB MIN @ 1-50MHz  
-20dB MIN @ 50-150MHz
- Hipot Test: 1500Vrms
- Operating Temperature Range: 0°C TO 70°C



Left LED



Right LED

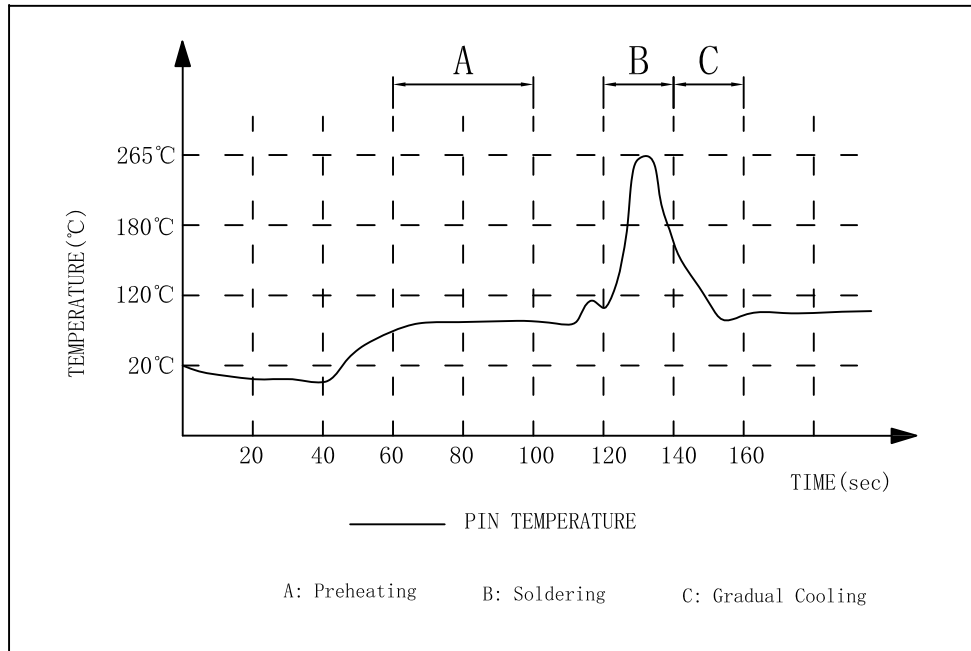
Emitting Color	$\lambda$ p(nm)	VF@IF=20mA	IR @VR=5V
Green	570	1.8~2.4V	10 $\mu$ A max
Yellow	590	1.8~2.4V	10 $\mu$ A max

X:X	$\pm 0.25$	APPD:	<b>Trxcom</b> Huizhou Trxcom Electronics Co., Ltd.	
X:XX	$\pm 0.20$	CHKD:		
X:XXX	$\pm 0.05$	DR: SEA	TITLE: RJ45 Connector with 10/100 Base-T Integrated Magnetics	
ANGLES	$\pm 1^\circ$	UNIT: mm	PART NO.: TRJ16211AENL	
	SCALE: 2/1	SHEET: 2/4	REV: A	DWG NO.: TRC15032261

REV.	ECN NO.	DESCRIPTION	DATE	APPD
A	REL		2015-03-27	

SUGGESTED PROFILE OF WAVE SOLDER FOR ROHS PRODUCT

REV: A  
 TEMP(°C): 25  
 HUM(%): 65 RH

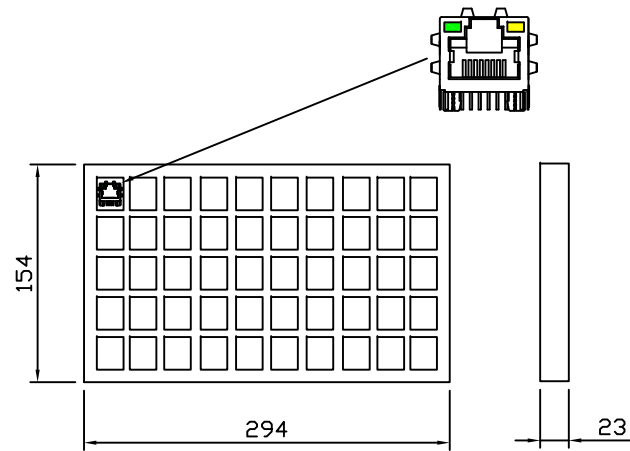


- (1) Tip Temperature: 265°C max
  - (2) Tip Temperature time: 5sec max
- Note: The melting point of Tin: 219°C

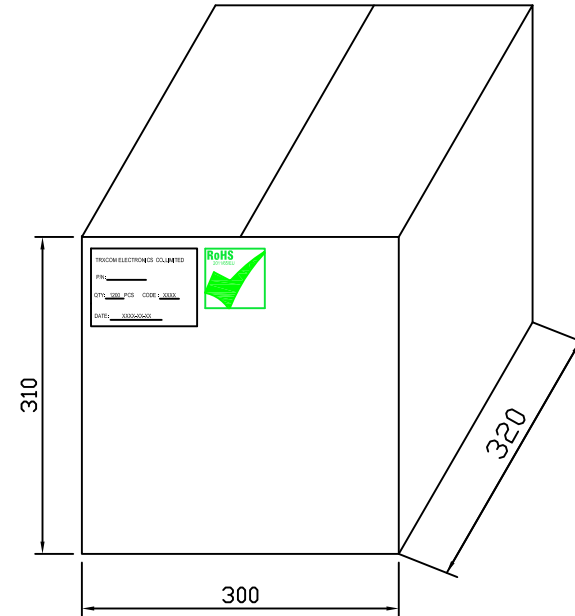
X:X ±0.25	APPD:	<b>Trxcom</b> Huizhou Trxcom Electronics Co.,Ltd.
X:XX ±0.20	CHKD:	
X:XXX ±0.05	DR: SEA	
ANGLES ±1°	UNIT: mm	PART NO.: TRJ16211AENL
	SCALE: 2/1	SHEET: 3/4
	REV: A	DWG NO.: TRC15032261

Packaging:

REV.	ECN NO.	DESCRIPTION	DATE	APPD.
A	REL		2015-03-27	



24Tray →



- ◆ Packaging unit :50pcs/tray
- ◆ Packaging material:PVC
- ◆ Outer carton unit:1200pcs/24tray/box
- ◆ Net Weight:8kg
- ◆ Gross Weight:10kg

X:X	±0.25	APPD:	<b>Trxcom</b> Huizhou Trxcom Electronics Co.,Ltd.	
X:XX	±0.20	CHKD:		
X:XXX	±0.05	DR: SEA	TITLE: 1*1 21.3 RJ45 PACKING	
ANGLES	±1°	UNIT: mm	PART NO.:	TRJ16211AENL
		SCALE: 2/1	SHEET: 4/4	REV: A
		DWG NO.:		TRC15032261